



Holman Truck Rack Application Guide

For detailed product information and accessories:

(800) 343 - 7486 | holman.com/equipment | Updated February 2025

Holman



PRO RACK | FORD

Heavy-duty Steel Cargo Rack for Full-size Trucks (2" Dia. Tubing). Standard (>6'; <8') and Long Bed (8') Truck applications have a 1,700 lbs. load capacity.

*Short Bed (<6') applications have a 1,000 lb. load capacity.



PRO RACK | FULL-SIZE TRUCKS

Cab	Bed	Standard Sides		Forklift Loadable Sides	
		Package		Package	
		Leg & Bar	Side Channel	Leg & Bar	Side Channel
2015-Current Ford F-150					
Regular	6-1/2'	N/A		N/A	
		N/A	N/A	N/A	N/A
Regular	8'	2FSS8R		2FSF8R	
		12000	12101	12000	12202
SuperCab	6-1/2'	2FSS6E		2FSF6E	
		12000	12101	12000	12200
SuperCab	8'	2FSS8E		2FSF8E	
		12000	12102	12000	12203
SuperCrew	5-1/2'*	2FSS5C		N/A	
		12000	12101	N/A	N/A
SuperCrew	6-1/2'	2FSS6C		2FSF6C	
		12000	12102	12000	12201
SuperCrew	8'	2FSS8C		2FSF8C	
		12000	12103	12000	12204

PRO RACK WITH CAP RACK | FULL-SIZE TRUCKS

Cab	Bed	Std. Sides W/ Cab High Caps		Std. Sides W/ 29" High Caps	
		Package		Package	
		Leg & Bar	Side Channel	Leg & Bar	Side Channel
2015-Current Ford F-150					
Regular	6-1/2'	N/A		N/A	
		N/A	N/A	N/A	N/A
Regular	8'	2FCS8R		2HCS8R	
		12001	12101	12003	12101
SuperCab	6-1/2'	2FCS6E		2HCS6E	
		12001	12101	12003	12101
SuperCab	8'	2FCS8E		2HCS8E	
		12001	12102	12003	12102
SuperCrew	5-1/2' *	2FCS5C		2HCS5C	
		12001	12101	12003	12101
SuperCrew	6-1/2'	2FCS6C		2HCS6C	
		12001	12102	12003	12102
SuperCrew	8'	2FCS8C		2HCS8C	
		12001	12103	12003	12103

2017-Current Ford F-250/F-350

Cab	Bed	N/A		N/A	
		N/A		N/A	
		Leg & Bar	Side Channel	Leg & Bar	Side Channel
Regular	6-3/4'	N/A		N/A	
		N/A	N/A	N/A	N/A
Regular	8'	2FSS8R		2FSF8R	
		12000	12101	12000	12202
SuperCab	6-3/4'	2FSS6E		2FSF6E	
		12000	12101	12000	12200
SuperCab	8'	2FSS8E		2FSF8E	
		12000	12102	12000	12203
SuperCrew	6-3/4'	2FSS6C		2FSF6C	
		12000	12102	12000	12201
SuperCrew	8'	2FSS8C		2FSF8C	
		12000	12103	12000	12204

2017-Current Ford F-250/F-350

Cab	Bed	N/A		N/A	
		N/A		N/A	
		Leg & Bar	Side Channel	Leg & Bar	Side Channel
Regular	6-3/4'	N/A		N/A	
		N/A	N/A	N/A	N/A
Regular	8'	2FCS8R		2HCS8R	
		12001	12101	12003	12101
SuperCab	6-3/4'	2FCS6E		2HCS6E	
		12001	12101	12003	12101
SuperCab	8'	2FCS8E		2HCS8E	
		12001	12102	12003	12102
SuperCrew	6-3/4'	2FCS6C		2HCS6C	
		12001	12102	12003	12102
SuperCrew	8'	2FCS8C		2HCS8C	
		12001	12103	12003	12103



PRO RACK | CHEVROLET

Heavy-duty Steel Cargo Rack for Full-size Trucks (2" Dia. Tubing). Standard (≥6'; <8') and Long Bed (8') Truck applications have a 1,700 lbs. load capacity.

*Short Bed (<6') applications have a 1,000 lb. load capacity.



PRO RACK | FULL-SIZE TRUCKS

Cab	Bed	Standard Sides		Forklift Loadable Sides	
		Package		Package	
		Leg & Bar	Side Channel	Leg & Bar	Side Channel
2014-2018 Silverado/Sierra 1500					
Regular	6'6"	N/A		N/A	
		N/A	N/A	12000	N/A
Regular	8'	2FSS8R		2FSF8R	
		12000	12101	12000	12202
Double Cab	6'6"	2FSS6E		2FSF6E	
		12000	12101	12000	12200
Crew Cab	5'8" *	2FSS5C		N/A	
		12000	12101	N/A	N/A
Crew Cab	6'6"	2FSS6C		2FSF6C	
		12000	12102	12000	12201

PRO RACK WITH CAP RACK | FULL-SIZE TRUCKS

Cab	Bed	Std. Sides W/ Cab High Caps		Std. Sides W/ 29" High Caps	
		Package		Package	
		Leg & Bar	Side Channel	Leg & Bar	Side Channel
2014-2018 Silverado/Sierra 1500					
Regular	6'6"	N/A		N/A	
		N/A	N/A	N/A	N/A
Regular	8'	2FCS8R		2HCS8R	
		12001	12101	12003	12101
Double Cab	6'6"	2FCS6E		2HCS6E	
		12001	12101	12003	12101
Crew Cab	5'8" *	2FCS5C		2HCS5C	
		12001	12101	12003	12101
Crew Cab	6'6"	2FCS6C		2HCS6C	
		12001	12102	12003	12102

2019-Current Silverado/Sierra 1500
12006 is for cab high applications. For taller cabs requiring 2" of additional height, PNs for 2014-2018 1500 models apply.

Regular	6'6"	N/A		N/A	
		N/A	N/A	N/A	N/A
Regular	8'	2SSS8R		2SSF8R	
		12006	12101	12006	12202
Double Cab	6'6"	2SSS6E		2SSF6E	
		12006	12101	12006	12200
Crew Cab	5'8" *	2SSS5C		N/A	
		12006	12101	N/A	N/A
Crew Cab	6'6"	2SSS6C		2SSF6C	
		12006	12102	12006	12201

2019-Current Silverado/Sierra 1500
12007 is for cab high applications. For taller cabs requiring 2" of additional height, PNs for 2014-2018 1500 models apply.

Regular	6'6"	N/A		N/A	
		N/A	N/A	N/A	N/A
Regular	8'	2SCS8R		2HCS8R	
		12007	12101	12003	12101
Double Cab	6'6"	2SCS6E		2HCS6E	
		12007	12101	12003	12101
Crew Cab	5'8" *	2SCS5C		N/A	
		12007	12101	N/A	N/A
Crew Cab	6'6"	2SCS6C		2HCS6C	
		12007	12102	12003	12102

2014-Current Silverado/Sierra 2500/3500

Regular	8'	2FSS8R		2FSF8R	
		12000	12101	12000	12202
Double Cab	6'9"	2FSS6E		2FSF6E	
		12000	12101	12000	12200
Double Cab	8'	2FSS8E		2FSF8E	
		12000	12102	12000	12203
Crew Cab	6'9"	2FSS6C		2FSF6C	
		12000	12102	12000	12201
Crew Cab	8'	2FSS8C		2FSF8C	
		12000	12103	12000	12204

2014-Current Silverado/Sierra 2500/3500

Regular	8'	2FCS8R		2HCS8R	
		12001	12101	12003	12101
Double Cab	6'9"	2FCS6E		2HCS6E	
		12001	12101	12003	12101
Double Cab	8'	2FCS8E		2HCS8E	
		12001	12102	12003	12102
Crew Cab	6'9"	2FCS6C		2HCS6C	
		12001	12102	12003	12102
Crew Cab	8'	2FCS8C		2HCS8C	
		12001	12103	12003	12103



PRO RACK | RAM

Heavy-duty Steel Cargo Rack for Full-size Trucks (2" Dia. Tubing).
Standard ($\geq 6'$; $< 8'$) and Long Bed (8') Truck applications have a 1,700 lbs. load capacity.

* Short Bed ($< 6'$) applications have a 1,000 lb. load capacity.

PRO RACK | FULL-SIZE TRUCKS

Cab	Bed	Standard Sides		Forklift Loadable Sides	
		Package		Package	
		Leg & Bar	Side Channel	Leg & Bar	Side Channel
2009–Current Ram 1500					
Regular	6'4"	N/A		N/A	
		N/A	N/A	N/A	N/A
Regular	8'	2FSS8R		2FSF8R	
		12000	12101	12000	12202
Quad Cab	6'4"	2FSS6E		2FSF6E	
		12000	12101	12000	12200
Crew Cab	5'7" *	2FSS5C		N/A	
		12000	12101	N/A	N/A
Crew Cab	6'4"	2FSS6C		2FSF6C	
		12000	12102	12000	12201

2009–Current Ram 2500/3500

Regular	8'	2FSS8R		2FSF8R	
		12000	12101	12000	12202
Crew Cab	6'4"	2FSS6C		2FSF6C	
		12000	12102	12000	12201
Crew Cab	8'	2FSS8C		2FSF8C	
		12000	12103	12000	12204

PRO RACK WITH CAP RACK | FULL-SIZE TRUCKS

Cab	Bed	Std. Sides W/ Cab High Caps		Std. Sides W/ 29" High Caps	
		Package		Package	
		Leg & Bar	Side Channel	Leg & Bar	Side Channel
2009–Current Ram 1500					
Regular	6'4"	N/A		N/A	
		N/A	N/A	N/A	N/A
Regular	8'	2FCS8R		2HCS8R	
		12001	12101	12003	12101
Quad Cab	6'4"	2FCS6E		2HCS6E	
		12001	12101	12003	12101
Crew Cab	5'7" *	2FCS5C		2HCS5C	
		12001	12101	12003	12101
Crew Cab	6'4"	2FCS6C		2HCS6C	
		12001	12102	12003	12102

2009–Current Ram 2500/3500

Regular	8'	2FCS8R		2HCS8R	
		12001	12101	12003	12101
Crew Cab	6'4"	2FCS6C		2HCS6C	
		12001	12102	12003	12102
Crew Cab	8'	2FCS8C		2HCS8C	
		12001	12103	12003	12103

PRO RACK | FULL-SIZE TRUCKS

Pro Service Body and Platform Racks for Full-size Trucks (2" Dia. Tubing).
Standard (≥6'; <8') and Long Bed (8') Truck applications have a 1,700 lbs. load capacity.

* Short Bed (<6') applications have a 1,000 lb. load capacity.

PRO SERVICE BODY RACK

Cab	Body	Standard Sides		Forklift Loadable Sides	
		Package		Package	
		Leg & Bar	Side Channel	Leg & Bar	Side Channel
All Full-Size Trucks					
Regular	8'	2SBS8R		2SBF8R	
		12004	12101	12004	12202
Regular	9'	2SBS9R		2SBF9R	
		12004	12102	12004	12205
Regular	11'	2SBS1R		2SBF1R	
		12004	12103	12004	12206
Extended Double, Quad SuperCab	8'	2SBS8E		2SBF8E	
		12004	12102	12004	12203
Extended Double, Quad SuperCab	9'	2SBS9E		2SBF9E	
		12004	12103	12004	12206
Crew Cab SuperCrew	8'	2SBS8C		2SBF8C	
		12004	12103	12004	12204

PRO PLATFORM BODY RACK

Cab	Body	Standard Sides		Forklift Loadable Sides	
		Package		Package	
		Leg and Bar	Side Channel	Leg and Bar	Sides
All Full-Size Trucks					
Regular	8'	2PBS8R		2PBF8R	
		12005	12101	12005	12202
Regular	9'	2PBS9R		2PBF9R	
		12005	12102	12005	12205
Regular	11'	2PBS1R		2PBF1R	
		12005	12103	12005	12206
Extended Double, Quad SuperCab	8'	2PBS8E		2PBF8E	
		12005	12102	12005	12203
Extended Double, Quad SuperCab	9'	2PBS9E		2PBF9E	
		12005	12103	12005	12206
Crew Cab SuperCrew	8'	2PBS8C		2PBF8C	
		12005	12103	12005	12204

TRUCK RACK APPLICATION GUIDE

PRO III STEEL TRUCK RACK



Medium-Duty Steel Cargo Rack for Mid-Size & Full-Size Short-Bed and Standard-Bed Trucks (1-5/8" Diameter Tubing) – 1,000 lbs. Capacity – Black (Incl. wind deflector.)

Full Size (GM, Ram, Ford, Nissan)	80000
Mid-Size (GM Canyon, Chevy Colorado, Nissan Frontier)	80020
Add a 4th Crossbar	31600

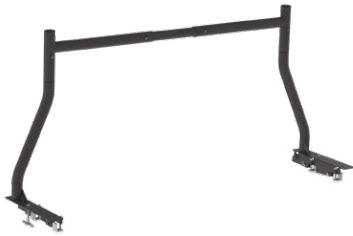
PRO IV HD ALUMINUM TRUCK RACK



HD Aluminum Cargo Rack for Full Size Trucks (2" Diameter Tubing) – 1,000 lbs. Capacity – Black. (Incl. wind deflector.)

Full Size (GM, Ram, Ford)	90001
Add a 4th Crossbar	31691

ECONO RACK



Fits all Mid-Size & Full-Size Trucks (2" Diameter Tubing) – Black

Upright - Front or Back - Clamp on Mount Order two for a front and back ladder rack.	30050
---	-------

PRO III STEEL TRUCK WITH CAP CARGO RACK



Medium-Duty Steel Cargo Rack for Mid-Size Trucks (1-5/8" Diameter Tubing) – 1,000 lbs. Capacity – Black (Incl. wind deflector.)

Mid-Size (GM Canyon, Chevy Colorado)	80030
6" Taller Legs for High-Rise Caps - 80030 Only	31650

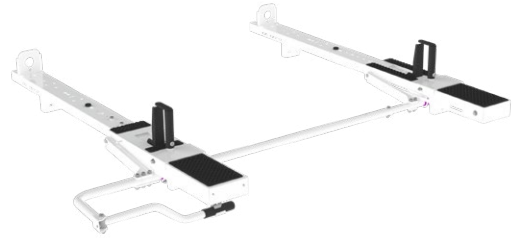
PRO III STEEL TRUCK WITH CAP TOP-MOUNT CARGO RACK



Medium-Duty Top Mount Cargo Rack for Full Size Trucks (1-5/8" Diameter Tubing) – 500 lbs. Capacity – Black. (Incl. Wind Deflector)

	Rack	Mount Kit
HD Aluminum – 80"	8008A	4089D
HD Aluminum – 100"	8010A	4089D
HD Aluminum – 120"	8012A	4089D
HD Steel – 100"	80100	4089D

TRUCK WITH CAP TOP-MOUNT LADDER RACK



Light-duty Drop Down and Clamp & Lock racks that make it easy to load and unload your ladders.

	Passenger Side	Driver Side
Drop Down Ladder Rack for MOST COMMERCIAL CAPS	4A934	4A943
Clamp & Lock Ladder Rack for MOST 6.5' COMMERCIAL CAPS	4A83L	4A81L
Clamp & Lock Ladder Rack for MOST 8' COMMERCIAL CAPS	4A84L	4A85L
Required Mount Kit for all Truck with Cap Top-Mount Ladder Racks	408SC	

FULL LENGTH BED RAILS



*31300 pictured

Add more mounting options to your truck rack. Compatible with Pro II, Pro III*, and Pro IV truck racks. *31300 is not compatible with Pro III racks.

72" Short Bed Full-length Bed Rail	31270
78" Standard Bed Full-length Bed Rail	31280
96" Short Bed Full-length Bed Rail	31300*


QUICK PACK LADDER RACK



Quick to set up and easy to use ladder rack for your truck. Maximum load is 150 lbs.

Both front and rear uprights and one ladder stop included. Fits standard and long beds only.	30091
--	-------

WINDOW GUARDS



Keep your rear window protected with Holman Window Guard.

Window Guard for Pro, Pro II, and Pro IV Racks (Clamp Mounting Kit Included)	12908
Window Guard for Service Body Racks - Black	70070
Window Guard for Service Body Racks - White	70073

WHY

Holman CVE PRODUCTS?

Scan the QR code or [visit our website](https://www.holman.com/equipment) to find a distributor!



EXPERIENCE YOU CAN TRUST

- 50+ years of upfitting experience ensures practical, industry-leading solutions, with consistent and unmatched assistance throughout your product's lifecycle

TOP QUALITY PRODUCTS

- Rigorous testing and robust support team ensure products meet highest standards

NATIONWIDE UPFITTING NETWORK

- Vast network of 300+ partners ensures fast, high-quality upfitting anywhere your fleet operates
- We offer solutions tailored to the unique demands of industries such as HVAC, Plumbing, and Construction, with the flexibility to provide engineering and design support for customized requirement

ACCESSORIES

2 IN X 7 FT RETRACTABLE RATCHET STRAPS



Attaches to the round tubing on truck and cargo racks. Use with Pro Series truck racks. (Set of 2)

For PRO, Pro II, and Pro IV Racks with 5" Standard Side Channel	31490
For PRO Forklift Loadable 4" Side Channel	31495
For Pro III Racks	31493

PRO, PRO II, AND PRO IV UTILITY HOOK



Outboard side mount hook holds coiled materials or sheet metal breaks within easy reach of the ground.

Fits all standard side channels. Does not fit forklift loadable side channels.	31150
--	-------

1 IN X 6 FT RETRACTABLE RATCHET STRAPS



Attaches to the round tubing on truck and cargo racks. Use with Pro Series truck racks. (Set of 2)

For PRO, Pro II, and Pro IV Racks with 5" Standard Side Channel	31500
For Pro III Racks	31503

QUICK CLAMP – PRO III RACKS



Makes securing ladders on all Pro III van and truck racks quick and easy. The locking pin and spring-loaded ladder pad secure the ladder to the side rail of the rack.

Fits all Pro III (1-5/8" Diameter Tubing) Van and Truck Racks	81002
---	-------

FRONT BAR WIND DEFLECTOR



This innovative wind deflector bolts to the front crossbar and is designed to reduce or eliminate wind noise.

For Pro and Pro IV Truck Rack	31571
For PRO Truck w/ Cap, Service Body, and Platform Body Racks	31572

PRO, PRO II, AND PRO IV EMERGENCY LIGHT MOUNT BRACKET



Light mount bracket for flasher lighting or antennas. Mounts to side channel. Light sold separately.

Fits Pro, Pro II, Pro IV, and Econo Racks	31170
LED Beacon Light – Amber	40422